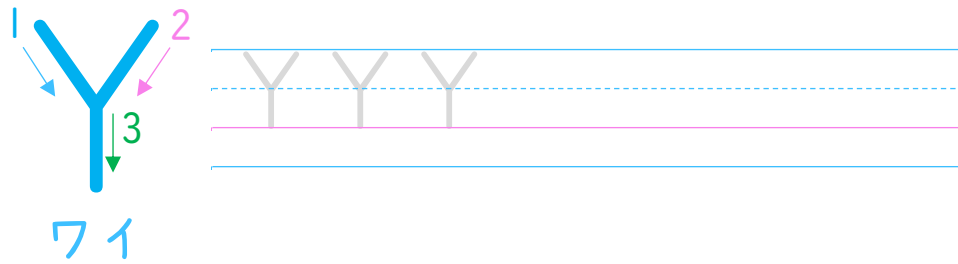


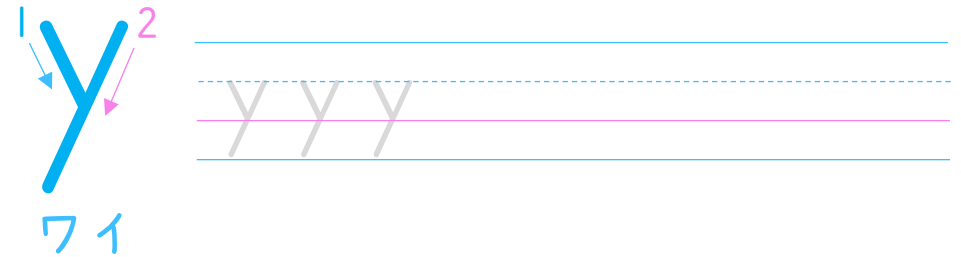
声を出しながら、アルファベットの形と名前をおぼえよう。

大文字の Y Z, 小文字の y z, 記号の ? ! を練習しましょう。



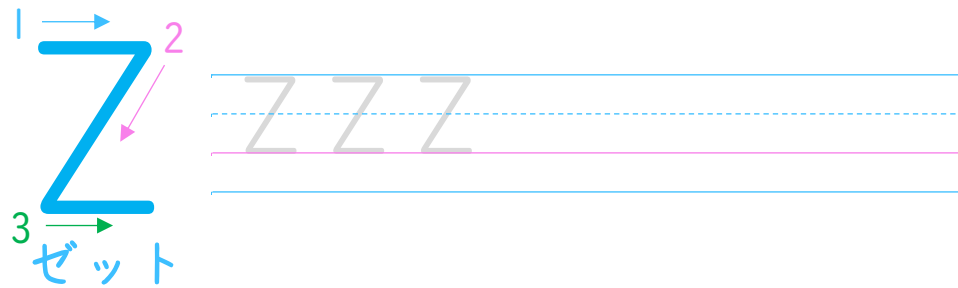
Large uppercase letter Y stroke order diagram and tracing practice. The diagram shows stroke 1 (downward diagonal), stroke 2 (upward diagonal), and stroke 3 (downward vertical). Below are three tracing examples on handwriting lines.

ワイ



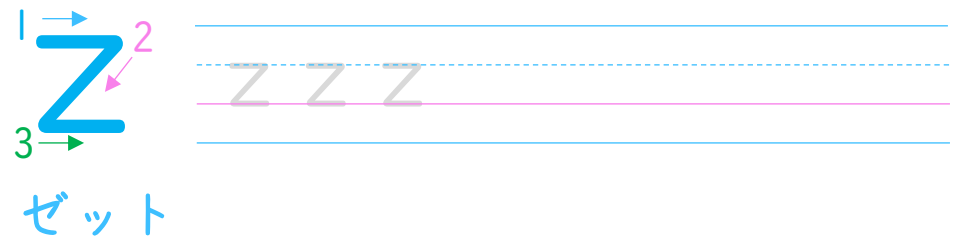
Large uppercase letter Y stroke order diagram and tracing practice. The diagram shows stroke 1 (downward diagonal), stroke 2 (upward diagonal), and stroke 3 (downward vertical). Below are three tracing examples on handwriting lines.

ワイ



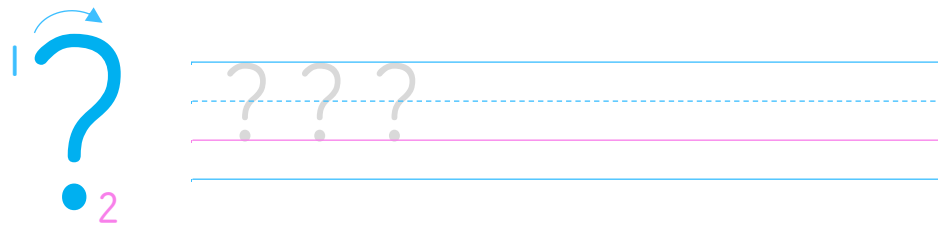
Large uppercase letter Z stroke order diagram and tracing practice. The diagram shows stroke 1 (horizontal right), stroke 2 (diagonal down), and stroke 3 (horizontal right). Below are three tracing examples on handwriting lines.

ゼット




Large uppercase letter Z stroke order diagram and tracing practice. The diagram shows stroke 1 (horizontal right), stroke 2 (diagonal down), and stroke 3 (horizontal right). Below are three tracing examples on handwriting lines.

ゼット



Large question mark stroke order diagram and tracing practice. The diagram shows stroke 1 (curved) and stroke 2 (dot). Below are three tracing examples on handwriting lines.



Large exclamation mark stroke order diagram and tracing practice. The diagram shows stroke 1 (vertical down) and stroke 2 (dot). Below are three tracing examples on handwriting lines.